

The logo for Teollisuuden Voima Oyj (TVO) is located in the top left corner. It consists of the letters 'TVO' in a bold, blue, sans-serif font. The letter 'O' is stylized with a small gap at the top. The background of the cover features a large, central blue circle with a pattern of fine, concentric white lines. This circle overlaps with a light grey circle on the left and a light green circle on the right. The overall design is clean and modern.

Interim Report

January–September 2012

Teollisuuden Voima Oyj's Interim Report January 1–September 30, 2012

During the third quarter of the year the electricity production of Teollisuuden Voima Oyj continued safely and reliably in Olkiluoto 1 and Olkiluoto 2 plant units. In the Olkiluoto 3 project, the civil construction works have been mainly completed and the reactor main components are installed. Installation of the other components and engineering of the plant automation system continued. Based on the information submitted by AREVA–Siemens Consortium, TVO estimates that the plant unit will not be ready for regular electricity production in 2014. Bidding process as part of the bidding and engineering phase of the Olkiluoto 4 project continued. Bids for the new nuclear power plant unit are expected at the beginning of 2013.

Operating Environment

In January–September, the use of electricity in Finland decreased by 1.3 per cent compared to the corresponding period of the previous year.

The summary report of the nuclear power plant stress tests was released in April by the European Nuclear Safety Regulators Group ENSREG. The national safety assessments by the Radiation and Nuclear Safety Authority Finland (STUK) were made at the same time with the EU stress tests. On July 20, 2012 STUK announced the decisions on the plans related to the EU stress tests to improve safety in the Finnish nuclear power plants. STUK found the assessments made by the power companies as well as the safety improvement action plans presented mainly sufficient. The group of experts who prepared the final report of the EU stress tests in spring 2012 concluded that there were no safety deficiencies or unidentified development needs at Olkiluoto. The report considers the severe accident management system and the multiple power sources to be Olkiluoto's special strengths. However, in the Olkiluoto 1 and 2 plant units, improvements to reduce the dependence of cooling needed in emergency situations on the electrical systems are planned.

The Finnish Government will assess the possibility of introducing a new tax related to carbon dioxide-free nuclear and hydro power generation, which, according to the Government program, aims to collect the state EUR 170 million a year. The tax will be introduced in 2014 at the earliest. Decision on the tax and its details has not yet been made.

Financial Performance

The consolidated turnover for the period under review January 1–September 30, 2012 was EUR 259.8 (January 1–September 30, 2011: EUR 273.7) million. The amount of electricity delivered to shareholders was 10,702.6 (11,048.6) GWh.

The consolidated profit/loss was EUR -1.2 (6.4) million.

Financing and Liquidity

TVO's financial situation has developed as planned.

TVO's liabilities (non-current and current) totaled at the end of the period under review EUR 3,200.9 (December 31, 2011: 2,922.0) million excluding the loan from the Finnish State Nuclear Waste Management Fund, relented to shareholders. During the period under review, TVO raised a total of EUR 680.0 (33.9) million in non-current liabilities, of which EUR 50.0 million were subordinated shareholder loans. Repayments during the period under review amounted to EUR 220.6 (5.8) million.

In June, Fitch Ratings downgraded TVO's long-term issuer default rating and senior unsecured rating from A- to BBB+ and affirmed its short-term rating at F2. As a new rating, Standard & Poor's Rating Services assigned in June its BBB long-term and A-2 short-term corporate credit ratings to TVO. The outlook was assessed as being stable by both agencies.

In June, TVO updated the Euro Medium Term Note Program (EMTN) and raised the size of the program from EUR 2.5 billion to EUR 3 billion. During the first quarter of the year, TVO issued a EUR 500 million bond under the Euro Medium Term Note Program. The maturity of the bond is 7 years and it pays an annual coupon of 4.625 per cent. Furthermore, during the reporting period, TVO has issued two ten-year private placements (EUR 30 million and EUR 100 million) under the EMTN program.

In March 2011, TVO signed a EUR 1.5 billion five-year syndicated credit facility with two one-year extension options. In March 2012, the facility was extended by one year with EUR 1.45 billion.

During the reporting period, the Company has raised shareholder loans altogether worth of EUR 50 million designated for the bidding and engineering phase of the OL4 project.

The OL3 project's share of financing costs has been capitalized on the balance sheet.

TVO uses its right to borrow funds back from the Finnish State Nuclear Waste Management Fund within the framework of legal regulations. During the period under review, the loan was increased by EUR 39.2 (40.2) million. On September 30, 2012, the amount of the loan was EUR 881.7 (December 31, 2011: 842.6) million and it has been relented to the Company's A series shareholders.

Nuclear Power

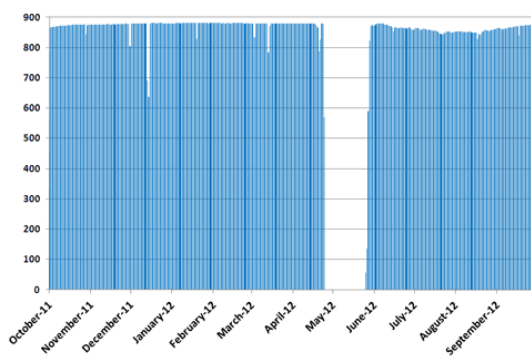
Olkiluoto 1 and Olkiluoto 2

The electricity production of the Olkiluoto power plant units, Olkiluoto 1 (OL1) and Olkiluoto 2 (OL2) during the period under review was 10,550 (10,334) GWh. The total capacity factor was 91.4 (90.5) per cent.

The plant units operated safely and reliably during the period under review. OL1's net production was 5,032 (5,367) GWh and the capacity factor 87.2 (93.3) %. OL2's net production was 5,518 (4,967) GWh and the capacity factor 95.6 (87.6) %.

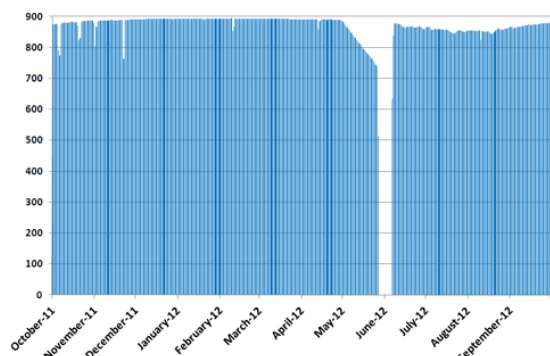
Olkiluoto 1

Average electrical power MW
October 1, 2011–September 30, 2012



Olkiluoto 2

Average electrical power MW
October 1, 2011–September 30, 2012



Annual Outages

The 2012 annual outages at Olkiluoto nuclear power plant were started exceptionally already in April due to moisture detected in the main generator of the OL1 plant unit on April 24. The outages were completed on June 6, when OL2 was synchronized back to the national grid.

During the outage at OL1, the whole generator set was replaced according to previously made plans. Other major work carried out at OL1 included, among others, modification of the discharge side of the low-pressure turbines, modernization of the I&C of the condensate purification system, leak-tightness testing of the containment, and replacement of one of the auxiliary transformers. The annual outage of OL1 took just over 31 days. After the annual outage, a repair outage of about one day was implemented for a valve repair.

OL2 had a short refueling outage, which in addition to refueling mainly involved inspections and tests. The annual outage at OL2 took a good nine days.

Both plant units have operated reliably after the annual outages.

In addition to TVO's own personnel, the annual outages employed at best up to 997 external contractors' people, of whom 887 were Finnish.

The plant upgrades implemented in 2010–2012 have further improved the safety of the Olkiluoto NPP. As a result of enhanced efficiency of the turbine islands, the net electrical output of both OL1 and OL2 increased by approximately 20 megawatt.

Olkiluoto 3

OL3, currently under construction, was commissioned as a fixed-price turnkey project from the Consortium (referred to as the Supplier) formed by AREVA NP GmbH, AREVA NP SAS and Siemens AG. Originally commercial electricity production was scheduled to start at the end of April 2009. The completion of the project, however, has been delayed. The Supplier's installation works and plant automation system engineering at the plant unit have not progressed according to the Supplier's schedules. Based on the information submitted by the Supplier, TVO estimates that the plant unit will not be ready for regular electricity production in 2014. The Supplier is responsible for the time schedule. TVO expects the Supplier to update the overall schedule and provide a new confirmation and analysis of the completion date as well as clarification of the measures needed to keep up with the schedule.

The civil construction works of the plant unit have been mainly completed. The major components of the reactor plant, such as reactor pressure vessel, pressurizer and four steam generators have been installed. Welding works of the primary coolant circuit pipeline have been completed. In the fuel and reactor building, installation works of the spent fuel mast bridge equipment continued. The lining works of the fuel and reactor pool were completed, and the leak rate tests have been made. Installation of the other components and pipeline welding works as well as pressure tests at the reactor plant continued. Commissioning preparations of the turbine plant systems are ongoing. Planning, documentation and licensing of the reactor plant automation are not yet completed. The OL3 training simulator is under testing at Olkiluoto. Construction of TVO's office building continued.

The pending disputes concerning the plant unit are described on page 9, "Pending Court Cases and Disputes".

The workforce at the site at the end of the period under review was about 3,000. The occupational safety level at the site remained good.

All the realized costs of the OL3 project that can be recognized in the cost of the asset have been entered as property, plant and equipment on the Group balance sheet.

Olkiluoto 4

On July 1, 2010, Parliament approved the favorable decision-in-principle made by the Government on May 6, 2010 regarding TVO's application to construct a fourth nuclear power plant unit (OL4) in Olkiluoto.

TVO continued preparations for the OL4 nuclear power plant project. Engineering with the potential plant suppliers to clarify licensability and constructability of the plant alternatives proceeded, as did also the procurement process aiming at the plant selection. Bids for the new plant unit are expected at the beginning of 2013.

All the realized costs of the OL4 project that can be recognized in the cost of the asset have been entered as property, plant and equipment on the Group balance sheet.

Nuclear Fuel

During the period under review, nuclear fuel purchases amounted to EUR 35.0 (34.7) million and the amount consumed to EUR 33.7 (31.9) million.

The nuclear fuel and uranium stock carrying value on September 30, 2012 was EUR 179.7 (December 31, 2011: 178.4) million.

Nuclear Waste Management

Under the Finnish Nuclear Energy Act, the Company is responsible for the measures related to nuclear waste management and the related costs. Posiva Oy, jointly owned by TVO and Fortum Power and Heat Oy, is responsible for taking care of the final disposal of TVO's spent nuclear fuel.

At the final disposal depth of the repository, 420 meters below ground level, excavation of two so called demonstration tunnels started at the beginning of 2011 was completed, and the tunnels were taken over in May 2012. The purpose of excavating the demonstration tunnels is to show in practice that Posiva is capable of building and excavating the final disposal tunnels and boring disposal holes as well as define position for the final disposal tunnels and holes in order to secure a safe final disposal. In one of the tunnels, four final disposal holes, each 8 meters deep and 1.8 meters in diameter, have been drilled by a boring machine acquired at the end of 2011. The operation of the boring machine has fulfilled its requirements. Two other prototype devices to be used in the final disposal, one for the transfer and installation of final disposal canisters and the other for handling bentonite blocks have been ordered and will be delivered in 2013.

The excavation works of ONKALO, the underground rock characterization facility, were completed in June 2012. The structural works of the last completed, approximately one-kilometer-long tunnel were started in September as well as the equipment of the tunnel with HVAC and electrical systems. Injections of one of the two ventila-

tion shafts and personnel shaft have been delayed, and the raise boring of the shafts will most probably be postponed till the beginning of 2013. Preparation for the second phase's excavation works of the hoist equipment building is ongoing.

Preparation of the construction license application of the disposal facility is progressing on schedule and it will be filed with the Ministry of Employment and the Economy (MEE) by the end of 2012. The Nuclear Waste Management Program related to the construction license application, which is compiled every three years was completed and delivered to MEE in September. The program describes the research, design and construction works to be done over the next three years.

The spent fuel produced by the NPP units of TVO and Fortum in Finland will be disposed of in the Olkiluoto final disposal facility.

On August 31, 2012, a topping-out ceremony at the expansion construction site of the interim storage facility of spent nuclear fuel at Olkiluoto was celebrated. With the expansion TVO will double the capacity of the existing fuel pools. The expansion project is based on TVO's plans to provide interim storage facilities for the spent fuel elements of both the existing plant units OL1 and OL2 and OL3 currently under construction. The expansion works of the interim storage started in the summer of 2010 have progressed on schedule. The expansion is scheduled to be inaugurated in the beginning of 2014.

On September 21, 2011, TVO filed an application to the Government concerning a change of terms of the operating license for the final repository for operating waste. TVO applies for a permit for disposing of the low and intermediate level waste of OL3 plant unit and the state trusted radioactive waste in the final repository for operating waste. The license application is pending in the Ministry of Employment and the Economy (MEE).

The liabilities, in the consolidated financial statement, show a provision related to nuclear waste management liability of EUR 852.8 (December 31, 2011: 831.8) million, calculated according to the international IFRS accounting principles. A corresponding amount, under assets, represents the Company's share in the Finnish State Nuclear Waste Management Fund.

In order to cover the costs of nuclear waste management, TVO makes contributions into the Finnish State Nuclear Waste Management Fund. MEE set TVO's liability for nuclear waste management at EUR 1,207.1 (1,179.1) million to the end of 2011 and the Company's target reserve in the Fund for 2012 at EUR 1,179.1 (1,123.4) million. The difference is covered by guarantees.

In March 2012, the Finnish State Nuclear Management Fund confirmed TVO's nuclear waste management fee for 2011 at EUR 34.1 (36.9) million, which was paid into the Fund on April 2, 2012 (March 31, 2011).

Coal Power

Meri-Pori

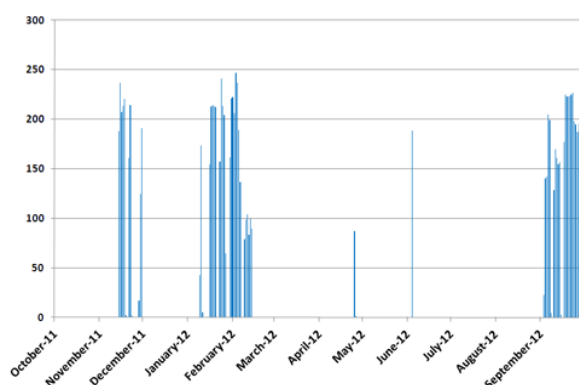
The amount of electricity produced by TVO's share at the Meri-Pori coal-fired power plant on January 1–September 30, 2012 was 205.2 (772.2) GWh requiring 71.4 (257.9) thousand tons of coal and 172.4 (614.6) thousand tons of carbon dioxide emission rights.

The Company's share of the free emission rights for the Meri-Pori coal-fired power plant for 2008–2012 totaled 1,479.7 thousand tons. In 2012, the share is 295.9 thousand tons.

TVO's share of Meri-Pori's production

Average electrical power MW

October 1, 2011–September 30, 2012



Acquisitions of Tangible and Intangible Assets and Shares

Investments during the period under review were EUR 250.7 (242.8) million. Investments of the parent company were EUR 248.5 (239.8) million, of which EUR 208.7 (185.9) million was allocated to the OL3 project.

During the outage at the OL1 plant unit, works related to the modernization project, such as replacement of the generator as well as, among others, modification of the discharge side of the low-pressure turbines and modernization of the I&C of the condensate purification system were carried out.

Carbon dioxide emission rights acquired for the company's share of the Meri-Pori coal-fired power plant have been relinquished to the Energy Market Authority worth of EUR 6.7 (14.5) million. In 2012, emission rights and certified emission reductions for the company's share of the Meri-Pori coal-fired power plant have been acquired

worth 0.5 (6.5) million. The Company's need for carbon dioxide emission rights for the period under review will be covered by acquired and free emission rights.

Pending Court Cases and Disputes

During the reporting period TVO submitted a claim and defense in the International Chamber of Commerce (ICC) arbitration proceedings concerning the delay and the ensuing costs incurred at the Olkiluoto 3 project. The quantification estimate of TVO's costs and losses is approximately EUR 1.8 billion which includes TVO's current actual claim and estimated part.

The arbitration proceedings may continue for several years and TVO's claimed amounts will be updated.

The proceedings were initiated in December 2008 by the OL3 Supplier. The Supplier's latest monetary claim including indirect items and interest is approximately EUR 1.9 billion. TVO has considered and found the claim by the Supplier to be without merit.

No receivables or provisions have been recorded on the basis of claims presented in the arbitration proceedings.

TVO was also involved with the Supplier in another ICC arbitration proceeding under the ICC rules concerning the costs of a technically resolved issue in connection with the construction work at OL3. The amount was minor in the context of the value of the project. The arbitration ended with an award during the first quarter of 2012. The economic impacts of the award were minor.

During the second quarter of 2012, the arbitration tribunal made a decision regarding an interpretation dispute in treating the plant delivery installments already paid. In accordance with the decision, parts of a few installments, totaling approximately EUR 100 million, previously transferred to a blocked account by TVO under the plant contract have been released to the Supplier, and TVO has paid interest the net amount of which is approximately EUR 23 million. The decision did not take position on the delay of the plant unit and the costs resulting from the delay, and it has no impact on TVO's business or the progress of the OL3 project.

Personnel

The total number of personnel in the Group at the end of the period under review was 871 (December 31, 2011: 818, September 30, 2011: 826). The number of permanent employees at the end of the period under review was 775 (December 31, 2011: 742, September 30, 2011: 748).

On February 29, 2012, the Board of Directors of TVO appointed Anja Ussa as Senior Vice President, Finance and member of the Executive Team, and Lauri Piekkari as

Senior Vice President, Treasury and member of the Executive Team. In this connection, the Company also implemented an organizational change by dividing the Finance Department into Finance and Treasury Departments. Klaus Luotonen, the former Senior Vice President for Finance continues in the employment of the Company as Senior Adviser. The appointments took effect as of May 1, 2012.

Annual General Meeting

TVO's Annual General Meeting was held on March 22, 2012. The AGM approved the financial statement for the year 2011, confirmed the consolidated income statement and balance sheet and discharged the members of the Board of Directors and the President and CEO from liability. In addition, it was decided to make an amendment to the Articles of Association concerning the number of auditors as well as a change to the shareholder loan terms. PricewaterhouseCoopers Oy was selected as the Company's Auditor.

Eight Board members were re-elected. The new Board members elected were Pekka Manninen to replace Seppo Ruohonen and Juha Taavila to replace Mikael Hannus. At its organization meeting held on the same day as the AGM, the Board elected Matti Ruotsala as Chairman and Lauri Virkkunen as Deputy Chairman. The Board chose also from among its members the members and chairmen of the Board Committees.

Auditing

The Interim Report is unaudited.

Risks and Uncertainty Factors in the Near Future

The major risks and uncertainty factors in TVO's operations have been presented in the Report of the Board of Directors 2011.

During the period under review, no remarkable new risks connected with the Company's operation have arisen.

Assessment of Year-End Developments

Electricity production is expected to continue as in previous years. The prerequisites for nuclear power production at Olkiluoto are good. Nuclear fuel availability is guaranteed by long-term agreements.

In accordance with STUK's new safety guidelines under preparation, TVO has initiated pre-planning of the required systems changes. The plans will be completed during 2012. Based on the current estimate, the changes will not have major impact on TVO's capital expenditure program.

Realization of the OL3 nuclear power plant project and preparing the plant unit for production use will be continued.

Preparations for the OL4 nuclear power plant project will proceed. Clarification of the licensability and constructability of the plant alternatives with the potential plant suppliers as well as procurement process aiming at the plant selection will continue.

The Meri-Pori coal-fired power plant capacity will be used in accordance with the former principles.

Posiva Oy will continue the construction, equipping and investigations of the underground research facility at Olkiluoto and preparation of the construction license application of the disposal facility. The construction license application to the Council of State will be filed with the Ministry of Employment and the Economy by the end of 2012 as planned.

Events After the Period Under Review

No major events have taken place after the end of the interim report period.

October 17, 2012

Teollisuuden Voima Oyj
Board of Directors

Key Figures of TVO Group

TVO GROUP (IFRS) (M€)	1.1. - 30.9.2012	1.1. - 30.9.2011	1.1. - 31.12.2011
Turnover	260	274	352
Profit/loss for the period	-1	6	6
Investments ¹⁾	251	243	316
Equity	1 313	1 079	1 083
Subordinated shareholder loans (hybrid equity) (included in the former) ³⁾⁵⁾	229	0	0
Non-current and current interest-bearing liabilities (excluding loan from VYR) ²⁾	3 179	2 805	2 847
Loans from equity holders of the company ³⁾⁵⁾	0	179	179
Loan from VYR ²⁾	882	843	843
Provision related to nuclear waste management	853	824	832
Balance sheet total	6 424	5 915	5 939
Equity ratio % ⁴⁾	28,0	29,6	29,6
Average number of personnel	890	862	853

¹⁾ Acquisitions of property, plant and equipment, intangible assets and shares are based on gross investments.

²⁾ The Finnish State Nuclear Waste Management Fund (VYR)

³⁾ Subordinated loans

⁴⁾ Equity ratio % = 100 x
$$\frac{\text{equity} + \text{loans from equity holders of the company}}{\text{balance sheet total} - \text{provision related to nuclear waste management} - \text{loan from the Finnish State Nuclear Waste Management Fund}}$$

⁵⁾ During the reporting period, the terms of the loans of the equity holders of the company have been changed and the loans are included in equity according to IFRS standards.

Key Figures of Teollisuuden Voima Oyj

TEOLLISUUDEN VOIMA OYJ (FAS) (M€)	1.1. - 30.9.2012	1.1. - 30.9.2011	1.1. - 31.12.2011
Parent company's interim financial statement has been made in accordance with the Finnish Accounting Standards (FAS).			
Turnover	256	270	347
Profit/loss before appropriations	0	9	8
Fuel costs	41	55	67
Nuclear waste management costs	59	51	68
Capital expenditure (depreciation and financial income and expenses)	49	51	68
Investments ¹⁾	249	240	314
Equity	858	858	858
Appropriations	166	166	165
Non-current and current interest-bearing liabilities (excluding loan from VYR) ²⁾	2 972	2 700	2 743
Loans from equity holders of the company ³⁾	229	179	179
Loan from VYR ²⁾	882	843	843
Balance sheet total	5 301	4 930	4 944
Equity ratio % ⁴⁾	28,3	29,4	29,3
Average number of personnel	884	856	847

¹⁾ Acquisitions of tangible and intangible assets and shares are based on gross investments.

²⁾ The Finnish State Nuclear Waste Management Fund (VYR)

³⁾ Subordinated loans

⁴⁾ Equity ratio % = 100 x
$$\frac{\text{equity} + \text{appropriations} + \text{loans from equity holders of the company}}{\text{balance sheet total} - \text{loan from the Finnish State Nuclear Waste Management Fund}}$$

ELECTRICITY DELIVERED TO EQUITY HOLDERS OF THE COMPANY (GWh)

	1.1. - 30.9.2012	1.1. - 30.9.2011	1.1. - 31.12.2011
Nuclear power	10 498	10 276	14 129
Coal-fired power	205	772	815
Total	10 703	11 048	14 944

TVO GROUP

CONSOLIDATED FINANCIAL STATEMENT IN BRIEF AND NOTES

Consolidated Income Statement

1 000 €	1.1. - 30.9.2012	1.1. - 30.9.2011	1.1. - 31.12.2011
Turnover	259 764	273 701	352 372
Work performed for own purposes	9 634	8 085	11 173
Other income	6 626	6 628	9 086
Materials and services	-87 152	-100 711	-126 250
Personnel expenses	-45 943	-44 220	-59 219
Depreciation and impairment charges	-42 513	-43 343	-58 022
Other expenses	-70 535	-65 239	-85 406
Operating profit/loss	29 881	34 901	43 734
Finance income	27 106	29 231	39 184
Finance expenses	-58 209	-57 759	-77 265
Total finance income and expenses	-31 103	-28 528	-38 081
Profit/loss before income tax	-1 222	6 373	5 653
Income taxes	-1	-3	-2
Profit/loss for the period	-1 223	6 370	5 651
Profit/loss for the period attributable to:			
Equity holders of the company	-1 223	6 370	5 651

Consolidated Statement of Comprehensive Income

1 000 €	1.1. - 30.9.2012	1.1. - 30.9.2011	1.1. - 31.12.2011
Profit/loss for the period	-1 223	6 370	5 651
Other comprehensive items			
Changes in fair values of the available-for-sale investments	3 083	-688	-538
Cash flow hedges	1 634	2 201	6 934
Total other comprehensive profit/loss items for the period	4 717	1 513	6 396
Total comprehensive profit/loss for the period	3 494	7 883	12 047
Total comprehensive profit/loss for the period attributable to:			
Equity holders of the company	3 494	7 883	12 047

Consolidated Statement of Financial Position

1 000 €	30.9.2012	30.9.2011	31.12.2011
Assets			
Non-current assets			
Property, plant and equipment	4 025 734	3 763 628	3 821 833
Intangible assets	7 849	14 753	14 988
Loans and other receivables	886 252	847 393	847 076
Investments in associates and joint ventures	1 009	1 009	1 009
Investments in shares	16 905	13 668	13 819
Derivative financial instruments	117 072	5 189	8 951
Share in the Finnish State Nuclear Waste Management Fund	852 788	824 331	831 828
Total non-current assets	5 907 609	5 469 971	5 539 504
Current assets			
Inventories	239 283	223 224	234 334
Trade and other receivables	64 830	119 152	58 562
Derivative financial instruments	2 190	950	996
Fund units	0	0	0
Cash and cash equivalents	209 878	101 678	105 535
Total current assets	516 181	445 004	399 427
Total assets	6 423 790	5 914 975	5 938 931
Equity and liabilities			
Capital and reserves attributable to equity holders of the company			
Share capital	606 193	540 992	606 193
Share issue	0	65 201	0
Share premium reserve and statutory reserve	242 383	242 383	242 383
Fair value and other reserves	-14 301	-23 901	-19 018
Subordinated shareholder loans (hybrid equity)	229 300	0	0
Retained earnings	249 867	253 938	253 219
Total equity	1 313 442	1 078 613	1 082 777
Liabilities			
Non-current liabilities			
Provision related to nuclear waste management	852 788	824 331	831 828
Loans from equity holders of the company	0	179 300	179 300
Loan from the Finnish State Nuclear Waste Management Fund	881 726	842 550	842 550
Bonds	1 990 170	1 253 842	1 254 160
Other financial liabilities	850 611	1 042 239	922 169
Derivative financial instruments	54 985	56 322	53 108
Total non-current liabilities	4 630 280	4 198 584	4 083 115
Current liabilities			
Current financial liabilities	281 523	448 806	612 411
Derivative financial instruments	1 763	3 123	4 992
Advance payments received	45 022	45 674	22 922
Trade payables	24 867	29 804	11 003
Other current liabilities	126 893	110 371	121 711
Total current liabilities	480 068	637 778	773 039
Total liabilities	5 110 348	4 836 362	4 856 154
Total equity and liabilities	6 423 790	5 914 975	5 938 931

Consolidated Statement of Changes in Equity

1 000 €	Share capital	Share issue	Share premium reserve and statutory reserve	Fair value and other reserves	Subordinated shareholder loans (hybrid equity)	Retained earnings	Attributable to equity holders of the company	Total equity
Equity 1.1.2012	606 193	0	242 383	-19 018	0	253 219	1 082 777	1 082 777
Profit/loss for the period	0	0	0	0	0	-1 223	-1 223	-1 223
Other comprehensive items								
Changes in fair values of the available-for-sale investments	0	0	0	3 083	0	0	3 083	3 083
Cash flow hedges	0	0	0	1 634	0	0	1 634	1 634
Subordinated shareholder loans (hybrid equity)	0	0	0	0	229 300	0	229 300	229 300
Interest paid of subordinated shareholder loans (hybrid equity)	0	0	0	0	0	-2 129	-2 129	-2 129
Equity 30.9.2012	606 193	0	242 383	-14 301	229 300	249 867	1 313 442	1 313 442

1 000 €	Share capital	Share issue	Share premium reserve and statutory reserve	Fair value and other reserves	Subordinated shareholder loans (hybrid equity)	Retained earnings	Attributable to equity holders of the company	Total equity
Equity 1.1.2011	540 992	0	242 383	-25 414	0	247 568	1 005 529	1 005 529
Profit/loss for the period	0	0	0	0	0	6 370	6 370	6 370
Other comprehensive items								
Changes in fair values of the available-for-sale investments	0	0	0	-688	0	0	-688	-688
Cash flow hedges	0	0	0	2 201	0	0	2 201	2 201
Share issue	0	65 201	0	0	0	0	65 201	65 201
Equity 30.9.2011	540 992	65 201	242 383	-23 901	0	253 938	1 078 613	1 078 613

Consolidated Statement of Cash Flows

1 000 €	30.9.2012	30.9.2011	31.12.2011
Operating activities			
Profit/loss for the period	-1 223	6 370	5 651
Adjustments:			
Income tax expenses	1	3	2
Finance income and expenses	31 103	28 528	38 082
Depreciation and impairment charges	42 513	43 343	58 022
Other non-cash flow income and expenses	-22 874	-18 737	-25 796
Sales profit/loss of property, plant and equipment and shares	18	-109	-143
Change in working capital:			
Increase (-) or decrease (+) in non-interest-bearing receivables	-10 234	9 182	9 313
Increase (-) or decrease (+) in inventories	-4 913	-30 477	-41 592
Increase (+) or decrease (-) in short-term non-interest-bearing liabilities	45 141	32 999	-4 124
Interest paid and other finance expenses	-23 683	-22 672	-25 565
Dividends received	760	726	728
Interest received	15 892	10 814	10 731
Taxes paid	-1	-3	-1
Cash flow from operating activities	72 500	59 967	25 308
Investing activities			
Acquisition of property, plant and equipment	-242 918	-251 450	-321 068
Proceeds from sale of property, plant and equipment	39	0	33
Acquisition of intangible assets	-18	-105	-447
Acquisition of shares	-3	-357	-473
Proceeds from sale of shares	0	303	363
Loan receivables granted	-39 176	-40 200	-40 337
Repayments of loans granted	0	0	382
Cash flow from investing activities	-282 076	-291 809	-361 547
Financing activities			
Share issue	0	0	65 201
Withdrawals of subordinated shareholder loans (hybrid equity)	50 000	0	0
Withdrawals of long-term loans	669 176	74 098	74 098
Repayment of long-term loans	-222 253	-5 823	-11 645
Interest paid of subordinated shareholder loans (hybrid equity)	-2 467	0	0
Increase (-) or decrease (+) in interest-bearing receivables	0	0	69
Increase (+) or decrease (-) in current financial liabilities	-180 537	167 145	215 951
Cash flow from financing activities	313 919	235 420	343 674
Change in cash and cash equivalents	104 343	3 578	7 435
Cash and cash equivalents at the beginning of period	105 535	98 100	98 100
Changes in fair values of the fund units	0	0	0
Cash and cash equivalents at the end of period	209 878	101 678	105 535

Notes to the Interim Report

ACCOUNTING POLICIES

The interim financial statements have been prepared in accordance with IAS 34 Interim Financial Reporting -standard. The accounting policies adopted are consistent with those of the Group's annual financial statements for the year ended on 31 December 2011. Additionally the changes according to revised IAS/IFRS standards have been adopted. The standards issued during the year 2012 have no impact in the consolidated financial statements.

Subordinated shareholder loans (hybrid equity)

Subordinated shareholder loans (hybrid equity) are treated as equity. Subordinated shareholder loans (hybrid equity) are initially recognized at fair value including related transaction costs. There is no maturity date for the subordinated shareholder loans (hybrid equity), but the borrower is entitled to repay the loan in one or several installments. The Board of Directors of the borrower has the right to decide not to pay interest during any current interest period. Unpaid interest does not accumulate to the following interest periods.

The interest of the subordinated shareholder loans (hybrid equity) are recognized in liabilities when the obligation to pay interest is incurred. Interest expenses are recognized in the retained earnings and are not recognized in profit or loss.

Property, plant and equipment

OL4 is a nuclear power plant unit under bidding and engineering phase. All the realized costs on the OL4 project that meet recognition criteria are shown as incomplete plant investment.

Derivative financial instruments and hedge accounting

The Group applies fair value hedge accounting for hedging fixed interest rate risk on publicly traded bonds. Changes in the fair value of derivative financial instruments that qualify as fair value hedges are recognized in the income statement under financial items, along with any changes in the fair value of the hedged asset or liability that are attributable to the hedged risk. The carrying amounts of hedged items and fair values of hedging instruments are included in interest-bearing liabilities and assets. If the hedge no longer meets the criteria for hedge accounting, the adjustment to the carrying amount of a hedged item, for which the effective interest method is used, is recognized to profit or loss over the period to maturity.

Consolidated cash flow statement

The consolidated cash flow statement of the comparison period has been corrected with regard to interest paid and other financial expenses, interest received and acquisition of property, plant and equipment.

MANAGEMENT'S CRITICAL ACCOUNTING ESTIMATES AND ASSUMPTIONS

The preparation of Interim Report requires management to make estimates and assumptions that affect the reported amounts of assets and liabilities, income and expenses. The actual results may differ from these estimates. Significant assumptions made by the management in applying Group's accounting policies and crucial uncertainties were the same as the ones applied to the annual financial statements as for the year ended on 31 December 2011.

TVO GROUP

SEGMENT REPORTING

Segment structure in TVO

The Group has two reportable segments; nuclear power and coal-fired power.

The electricity of the nuclear power segment is produced at two nuclear power plant units, Olkiluoto 1 and Olkiluoto 2 (OL1 and OL2). A new unit, Olkiluoto 3 (OL3), is under construction at Olkiluoto. In order to build a fourth plant unit (OL4) at Olkiluoto, it has been decided to start a bidding and engineering phase. The subsidiaries of TVO, TVO Nuclear Services Oy (TVONS), Olkiluodon Vesi Oy and Perusvoima Oy, of which operation is related to nuclear power, are also included in the nuclear power segment.

The electricity of coal-fired power segment is produced by TVO share at the Meri-Pori coal-fired power plant.

Segment calculation principles

TVO Group discloses in the segment information; turnover, profit/loss for the period and assets, which the chief operation decision maker follows.

The chief operation decision maker follows reporting according to Finnish Accounting Standards (FAS).

Adjustments made under IFRS accounting policies are reported in group level.

TURNOVER BY SEGMENTS

1 000 €	30.9.2012	30.9.2011	31.12.2011
Nuclear power	243 053	233 905	307 846
Coal-fired power	16 711	39 796	44 526
Total	259 764	273 701	352 372

PROFIT/LOSS FOR THE PERIOD BY SEGMENTS

1 000 €	30.9.2012	30.9.2011	31.12.2011
Nuclear power	4 238	8 964	10 028
Coal-fired power	-3 954	-72	-1 982
Profit/loss before appropriations (FAS)	284	8 892	8 046
The impact of the nuclear waste management obligation	-1 769	-3 162	-3 107
The impact of financial instruments	262	640	712
Total (IFRS)	-1 223	6 370	5 651

ASSETS BY SEGMENTS

1 000 €	30.9.2012	30.9.2011	31.12.2011
Nuclear power	5 200 476	4 834 828	4 844 479
Coal-fired power	102 314	96 591	100 226
Total (FAS)	5 302 790	4 931 419	4 944 705
The impact of the nuclear waste management obligation	948 131	921 387	928 940
The impact of financial instruments	93 825	-15 273	-10 943
The impact of finance leases	64 194	65 826	64 463
Other IFRS adjustments	14 850	11 616	11 766
Total (IFRS)	6 423 790	5 914 975	5 938 931

TVO GROUP

CHANGES IN PROPERTY, PLANT AND EQUIPMENT

1 000 €	30.9.2012	30.9.2011	31.12.2011
Opening net book amount	3 821 833	3 578 775	3 578 775
Increase	250 107	235 814	308 529
Decrease	-23 583	-8 758	-10 884
Depreciation and impairment charges	-41 551	-42 367	-56 721
Accumulated depreciation from deduction	18 928	164	2 134
Closing net book amount	4 025 734	3 763 628	3 821 833

CHANGES IN INTANGIBLE ASSETS

1 000 €	30.9.2012	30.9.2011	31.12.2011
Opening net book amount	14 988	23 633	23 633
Increase	556	6 619	7 181
Decrease	-6 733	-14 523	-14 524
Depreciation and impairment charges	-962	-976	-1 302
Accumulated depreciation from deduction	0	0	0
Closing net book amount	7 849	14 753	14 988

TVO GROUP

FINANCIAL RISK MANAGEMENT

The objective of financial risk management and finance policy are the same as those applied to the annual financial statement for the year ended 31 December 2011.

DERIVATIVE FINANCIAL INSTRUMENTS

Nominal values of the derivative financial instruments *

1 000 €	30.9.2012	30.9.2011	31.12.2011
Interest rate option agreements			
Purchased	0	30 000	30 000
Written	0	30 000	30 000
Interest rate swaps	1 151 446	1 188 446	1 108 446
Forward foreign exchange contracts and swaps	147 838	109 562	144 192
Cross-currency swaps	710 507	0	0
Total	2 009 791	1 358 008	1 312 638

Fair values of the derivative financial instruments *	30.9.2012			30.9.2011			31.12.2011		
	Positive	Negative	Total	Positive	Negative	Total	Positive	Negative	Total
Interest rate swaps									
Cash flow hedges	0	-38 006	-38 006	0	-38 458	-38 458	0	-38 131	-38 131
Fair value hedges	14 464	0	14 464	0	0	0	0	0	0
Non-hedges	108	-16 482	-16 374	300	-20 302	-20 002	288	-19 327	-19 039
Forward foreign exchange contracts and swaps									
Cash flow hedges	9 699	0	9 699	5 770	-391	5 379	9 564	-361	9 203
Non-hedges	133	0	133	0	-168	-168	95	-232	-137
Cross-currency swaps									
Non-hedges	94 859	-2 260	92 598	0	0	0	0	0	0
Forward foreign exchange options (non-hedges)									
Purchased	0	0	0	0	0	0	0	0	0
Written	0	0	0	69	0	69	0	0	0
Interest rate option agreements (non-hedges)									
Purchased	0	0	0	0	0	0	0	0	0
Written	0	0	0	0	-126	-126	0	-49	-49
Total	119 262	-56 748	62 513	6 139	-59 445	-53 306	9 947	-58 100	-48 153

* Cross-currency swaps related to Private Placements included.

BONDS

During the period under review, TVO issued EUR 500 million bond and EUR 30 million and 100 million private placements under the Euro Medium Term Note Programme (EMTN).

TVO GROUP

ASSETS AND PROVISION RELATED TO NUCLEAR WASTE MANAGEMENT OBLIGATION

The balance sheet contains assets and liabilities concerning the nuclear waste management obligation

1 000 €	30.9.2012	30.9.2011	31.12.2011
The carrying value of TVO's share in the Finnish State Nuclear Waste Management Fund (non-current assets)	852 788	824 331	831 828
Provision related to nuclear waste management (non-current liabilities)	852 788	824 331	831 828

TVO's legal liability as stated in the Nuclear Energy Act and the company's share in the Finnish State Nuclear Waste Management Fund

1 000 €	30.9.2012	30.9.2011	31.12.2011
Liability for nuclear waste management according to the Nuclear Energy Act	1 207 100	1 179 100	1 207 100
Funding target obligation	1 179 100	1 123 400	1 179 100
TVO's share in the Finnish State Nuclear Waste Management Fund	1 179 100	1 123 400	1 145 100
Difference between the liability and TVO's share of the fund	28 000	55 700	62 000

The costs of decommissioning of the power plant and disposal of spent fuel are covered by the provision related to the nuclear waste management obligation. Cost estimates are updated annually and the technical plans every third year.

TVO contributes funds to the Finnish State Nuclear Waste Management Fund to cover future obligations based on the legal liability calculated according to the Nuclear Energy Act. During this interim reporting period TVO has paid to the Finnish State Nuclear Waste Management Fund EUR 34.1 million which has been decided by the supervising authority (Ministry of Employment and the Economy, MEE). TVO's share in the Finnish Nuclear Waste Management Fund on 30 September 2012 is EUR 1,179.1 million. The carrying amount in the balance sheet is EUR 852.8 million. The difference is due to the fact that IFRIC 5 limits the carrying amount of TVO's interest in the Finnish State Nuclear Waste Management Fund to the amount of the related liability since TVO does not have control over the Finnish State Nuclear Waste Management Fund.

In 2007 by virtue of section 46 of the Nuclear Energy Act the Council of State accepted TVO's petition to reduce the funding target obligation for the years 2008 - 2012. TVO has issued the State the shareholders' guarantees as security for the unfunded legal liability. The security also covers unexpected events as determined in the Nuclear Energy Act. The guarantees are included in the nuclear waste management obligations, and are to be found in note Obligations and other commitments.

TVO GROUP

OBLIGATIONS AND OTHER COMMITMENTS

Pledged promissory notes and financial guarantees

1 000 €	30.9.2012	30.9.2011	31.12.2011
Pledged promissory notes to the Finnish State Nuclear Waste Management Fund	881 726	842 550	842 550
Guarantees given by shareholders related to the nuclear waste management obligation	147 610	165 140	165 140


Investment commitments

Agreement-based commitments regarding the acquisition of property, plant and equipment:

1 000 €	30.9.2012	30.9.2011	31.12.2011
OL1 and OL2	16 000	14 000	14 000
OL3	778 000	688 000	687 000
OL4	25 000	0	0
Total	819 000	702 000	701 000

Pending Court Cases and Disputes

Pending Court Cases and Disputes are to be found in page 9.



Olkiluoto

FI-27160 Eurajoki
Tel. +358 2 83 811
Fax +358 2 8381 2109
www.tv.fi

Helsinki

Töölönkatu 4
FI-00100 Helsinki
Tel. +358 9 61 801
Fax +358 9 6180 2570

Brussels

4 rue de la Presse
BE-1000 Brussels, Belgium
Tel. +32 2 227 1122
Fax +32 2 218 3141